

Synthesis of enantiopure 1-substituted, 1,2-disubstituted, and 1,4,5-trisubstituted imidazoles from 1,2-amino alcohols

Yuki Matsuoka, Yasuhiro Ishida,* Daisuke Sasaki and Kazuhiko Saigo*

Department of Chemistry and Biotechnology, Graduate School of Engineering, The University of Tokyo Hongo, Bunkyo-ku, Tokyo 113-8656, Japan

Received 30 January 2006; revised 23 May 2006; accepted 29 May 2006
Available online 19 June 2006

Abstract—A highly versatile method for the preparation of enantiopure 1-substituted, 1,2-disubstituted, and 1,4,5-trisubstituted imidazoles was developed by using the cyclocondensation reaction of a 1,2-dicarbonyl compound, an aldehyde, a 1,2-amino alcohol, and ammonium acetate.

© 2006 Elsevier Ltd. All rights reserved.

1. Introduction

Imidazole and its derivatives play an important role in the fields of biology and pharmacology as well as chemistry.^{1–5} Imidazole ring systems are frequently found in numerous naturally occurring¹ and synthetic molecules such as fungicides, herbicides,² and therapeutic agents.³ Recently, an interest to these heteroaromatic systems has been further expanded as the precursors of imidazolium-based ionic liquids⁴ and *N*-heterocyclic carbenes (NHCs).⁵ Among them, imidazole derivatives having a *N*-substituent with stereogenic center(s) have attracted special attention, because of their potential utility in a wide range of fields related to chiral recognition and asymmetric catalysis.^{6,7}

Synthetic strategies for the preparation of imidazoles with a stereogenic *N*-substituent are classified into two categories; (i) the alkylation of an imidazole nitrogen with enantiopure electrophiles and (ii) the cyclocondensation of ring fragments, typically the combination of glyoxal, ammonia, an aldehyde, and an enantiopure primary amine. The alkylation method is quite straightforward to access target molecules, because imidazole is commercially available and the *N*-alkylation of imidazole is a well-established reaction with very low possibility of complicated side reactions. In fact, several methods based on the alkylation approach have been recently reported, in which various enantiopure electrophiles were employed.⁸ However, the alkylation method still possesses serious limitations: electrophiles

usually used for this reaction, such as alkyl halides, alcohols, and epoxides, are not so easy to obtain in an enantiopure form and in a large amount. In addition, this method is obviously disadvantageous for the preparation of *N*-substituted imidazoles with a stereogenic carbon at the α -position of the imidazole N(1), especially when a bulky substituent is placed on the carbon. The efficiency of *N*-alkylation is significantly influenced by the steric hindrance of the carbon at which a nucleophilic attack occurs. Furthermore, the stereochemistry of the stereogenic carbon in the electrophile is not necessarily preserved during the reaction.

On the other hand, the cyclocondensation of ring fragments established by Gridnev and Mihaltseva^{9a} has been applied for the preparation of various *N*-substituted imidazoles.^{9,10} By using an enantiopure amine as a primary amine fragment in this method, imidazoles with a stereogenic *N*-substituent can be prepared in one step. Because stereogenic carbon does not directly participate in the cyclocondensation, there is little risk for the racemization/epimerization of the stereogenic carbon. Furthermore, enantiopure amines are easily available in a large scale. Considering the application of *N*-substituted imidazoles as the building blocks of biologically active compounds, asymmetric catalysts, and chiral ionic liquids, the introduction of a functional group as well as a stereogenic center adjacent to the five-membered ring core would be advantageous from the viewpoints of further derivatization and chiral recognition/induction. Therefore, the development of a novel method for the preparation of 1-substituted imidazoles with a functional group and a stereogenic center on the substituent is an important subject.

In the course of our ongoing studies on the design and synthesis of chiral ionic liquids based on imidazoliums,¹¹ the

Keywords: 1,2-Amino alcohol; Chiral pool; Cyclocondensation; Enantiopure; *N*-Substituted imidazole.

* Corresponding authors. Tel.: +81 3 5841 7266; fax: +81 3 5802 3348; e-mail: saigo@chiral.t.u-tokyo.ac.jp

synthesis of 1-substituted and 1,2-disubstituted imidazoles from 1,2-amino alcohols was highly required. Although there have been a large number of reports on the synthesis of imidazoles by the cyclocondensation of four components (glyoxal, ammonia, an aldehyde, and an amine including enantiopure one), little is concerned with the thorough examination of the optimal conditions for the cyclocondensation of glyoxal, ammonia, an aldehyde, and a 1,2-amino alcohol.^{9,10} Here we report an efficient and practical method for the preparation of 1-substituted, 1,2-disubstituted, and 1,4,5-trisubstituted imidazoles with a hydroxy group and a stereogenic center on the substituent.

2. Results and discussion

2.1. Optimization of the reaction conditions

(*S*)-2-Amino-1-phenylethanol (**1a**) was chosen as an enantiopure primary 1,2-amino alcohol for the study on the reaction conditions, because of its easy availability from (*R*)-mandelic acid and the detectability of the products, developed on a TLC plate, by UV absorption.¹²

For the imidazole formation by cyclocondensation, pH is known to be one of the most crucial factors to determine the yield.^{9a,b} Therefore, we at first investigated the effect of an ammonia source on the efficiency of this cyclocondensation; the 1,2-amino alcohol **1a**, glyoxal (40% aqueous solution, 1.0 equiv), formaldehyde (37% aqueous solution, 1.0 equiv) were allowed to react in the presence of ammonia (28% aqueous solution, 1.0 equiv), ammonium chloride, or ammonium acetate in methanol (Table 1, entries 1, 3, and 5). Comparing the yields of the product **2a**, it could be clearly deduced that acidic conditions were favorable for the cyclocondensation. This observation is in good agreement with the result in the report of Gridnev and Mihaltseva.^{9a}

Considering the availability of each ring fragment, the first priority should be given to the conversion of the 1,2-amino alcohol unit. Therefore, we then conducted the reactions using excess amounts of the other ring fragments. As shown in

Table 1, the amounts of these reagents were another crucial factor to determine the yield of **2a**, especially when ammonium acetate was used as an ammonia source. By increasing the amounts of glyoxal, formaldehyde, and ammonium acetate from 1.0 equiv to 2.0 equiv, the yield of **2a** was significantly improved (entries 5 and 6). However, the yield did not increase any longer by using further excess amounts (4.0 equiv each) of these reagents (entry 7). Contrary to this, when ammonium chloride was employed as an ammonia source, the yield was slightly diminished by using excess amounts of these ring fragments (entry 4). Although the use of the ring fragments in excess resulted in the formation of several undesired by-products, they could be easily removed from the desired product through the work-up process because of their high volatility and/or polarity. Thus, the conditions adopted in entries 3 and 6 (Table 1) seem to be suitable for this cyclocondensation. Worth noting is the fact that the amount of imidazole (**3**) generated through the reaction was surprisingly small, although the ring fragments for the construction of **3** adequately existed under the conditions of entries 2, 4, 6, and 7; when the reactions were conducted under the conditions of these entries, only less than 5% of **3** was generated with respect to **2a**. It means that the 1-substituted imidazole formation is much faster than the imidazole formation.

In the next stage, we examined the solvent effect for the reaction using ammonium acetate as an ammonia source. The use of water in the place of methanol caused a considerable diminish in the yield of **2a**; a notable amount of precipitates was generated just after the reaction was started, which might arise from hydrophobicity of an intermediate derived from **1a** and glyoxal (Table 1, entry 8). Contrary to this, ethanol and 2-propanol dissolved all of the four components and maintained the homogeneity of the system throughout the reaction, as did methanol. However, the yields observed by using ethanol and 2-propanol were lower than that achieved by using methanol (entries 9 and 10). These observations indicate that the dielectric constant of the reaction medium is also an important factor for the present cyclocondensation; polar solvents are fundamentally favorable as far as the substrate and intermediate are adequately soluble in the reaction media.

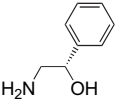
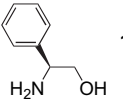
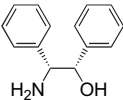
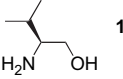
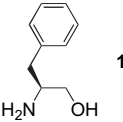
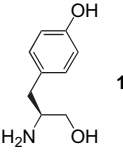
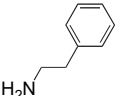
Table 1. Synthesis of 1-substituted imidazole **2a** from (*S*)-2-amino-1-phenylethanol (**1a**)

Entry	NH ₃ source	n/eq.	Solvent	Isolated yield
1	28% NH ₃ aq	1	Methanol	20
2	28% NH ₃ aq	2	Methanol	44
3	NH ₄ Cl	1	Methanol	69
4	NH ₄ Cl	2	Methanol	63
5	NH ₄ OAc	1	Methanol	53
6	NH ₄ OAc	2	Methanol	71
7	NH ₄ OAc	4	Methanol	72
8	NH ₄ OAc	2	Water	45
9	NH ₄ OAc	2	Ethanol	51
10	NH ₄ OAc	2	2-Propanol	44

2.2. Synthesis of various 1-substituted imidazoles

We then carried out the reactions of various enantiopure 1,2-amino alcohols (Table 2). Under the conditions of entry 4 in Table 1 (method A), the enantiopure 1,2-amino alcohols **1a–f** could be successfully converted to the corresponding *N*-substituted imidazoles without the loss of enantiopurity (entries 1, 3, 5, 7, 9, and 10). The fact that the yield of **2a** (entry 1) was comparable to that of the reaction of 2-phenylethylamine (**1g**) under the same conditions (entry 10) strongly indicates that the hydroxy group in the 1,2-amino alcohols was likely to bring little influence on this reaction. Furthermore, the reaction of (*S*)-tyrosinol (**1f**) afforded the corresponding 1-substituted imidazole **2f** in the yield comparable to those of the other reactions, which clearly shows that this cyclocondensation is tolerant to a phenol moiety (entry 9). Worth noting is the fact that the reaction proceeded efficiently even when a bulky substituent was introduced at the α -position of the amino group (entries 3, 5, and 7). Thus,

Table 2. Synthesis of 1-substituted imidazoles **2a–g** from various 1,2-amino alcohols **1a–g**

$ \begin{array}{c} \text{R}^1 \quad \text{R}^2 \\ \quad \\ \text{H}_2\text{N}-\text{C}-\text{C}-\text{OH} \\ \\ \text{1a-g} \end{array} \xrightarrow[\text{MeOH, 80 }^\circ\text{C (oil bath), 5 h}]{\begin{array}{l} \text{HCHO (n equiv.)} \\ \text{OHC-CHO (n equiv.)} \\ \text{NH}_3 \text{ source (n equiv.)} \end{array}} \begin{array}{c} \text{R}^1 \quad \text{R}^2 \\ \quad \\ \text{Imidazole ring} \\ \\ \text{2a-g} \end{array} $				
Entry	Primary amine 1	Method ^a	Isolated yield (%)	ee (%) ^b
1 2	 1a	A	71	>99
		B	69	>99
3 4	 1b	A	65	>99
		B	61	>99
5 6	 1c	A	65	>99 ^c
		B	61 ^d	>99 ^c
7 8	 1d	A	69	>99
		B	54 ^e	>99
9	 1e	A	55	>99
10	 1f	A	63	n.d.
11	 1g	A	63	

^a Method A: $n=2$; NH_3 source, NH_4OAc . Method B: $n=1$; NH_3 source, NH_4Cl .

^b Estimated by a chiral HPLC analysis.

^c Estimated by ^1H NMR.

^d As a mixture with the 1,2-amino alcohol **1c** (**2c**:**1c**=61:19).

^e As a mixture with imidazole (**3**) (**2d**:**3**=54:5).

a highly convenient and efficient method for the synthesis of imidazoles possessing a stereogenically pure OH-pendant *N*-substituent was established.

The reaction conditions of entry 3 in Table 1 (method B) were also applied to the cyclocondensation of several amino alcohols (**1a–d**: Table 2, entries 2, 4, 6, and 8). The method B realized yields comparable to or slightly lower than those by the method A for the reactions of **1a–c**. However, for the reaction of **1d**, the yield achieved by the method B was obviously lower than that accomplished by the method A. This means that the method A is suitable for the reaction of sterically hindered amino alcohols such as **1d**; ammonium acetate is better than ammonium chloride as the ammonium source. Furthermore, by using ammonium acetate, the

reaction can be conducted under almost neutral conditions, which might be advantageous for the reaction of amines bearing a functional group unstable under acidic conditions. Thus, the method A is concluded to be the most favorable for the cyclocondensation.

In order to demonstrate the applicability of this procedure in a large scale, we then conducted the reaction in a multi-gram scale under the same conditions and attempted to isolate the target *N*-substituted imidazoles by a method other than column chromatography. For example, when the reaction of 3.00 g of **1d** (29 mmol) was carried out under the same conditions of the method A, 3.69 g of the corresponding 1-substituted imidazole **2d** (24 mmol, 82% yield) was isolated with satisfactory purity by Kugelrohr distillation (3 mmHg, 170 $^\circ\text{C}$). This preparative method is undoubtedly more efficient, compared with the conventional method reported by Bao et al.,^{10b} **2d** was prepared in three reaction steps, all of which required chromatographic purification. On the other hand, for the isolation of less volatile 1-substituted imidazoles such as **2e**, crystallization was found to be effective; when 4.54 g of **1e** (30 mmol) was treated under the same conditions, 2.97 g of **2e** (15 mmol, 50% yield) was isolated by simple crystallization from ethyl acetate/hexane.

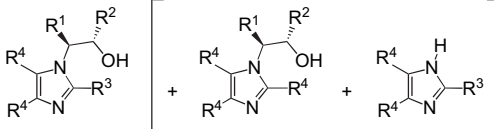
2.3. Synthesis of 1,2-disubstituted and 1,4,5-trisubstituted imidazoles

In general, the introduction of a substituent at the C(2) position of 1-substituted imidazoles and 1,3-disubstituted imidazolium salts brings a considerable effect on the properties of the resultant imidazoles/imidazolium salts. Especially in the cases of ionic liquids consisting of 1,3-dialkylimidazolium salts, the alkylation at the C(2) position makes these ionic liquids applicable under basic conditions, because the easy formation of undesired carbene species from 1,3-disubstituted imidazoliums by the action of a base can be prevented.¹³ Usually, such a substituent at the C(2) position as well as at the C(4) and/or C(5) positions is introduced by the lithiation of a 1-substituted imidazole, followed by treatment with an electrophile.¹⁴ On the other hand, there has been only a few reports on the preparation of 1,2-disubstituted and 1,4,5-trisubstituted imidazoles by the cyclocondensation, although this route seems to be more convenient compared with conventional methods.^{9b,9e–g,15}

With the optimized conditions for the cyclocondensation of a 1,2-amino alcohol, formaldehyde, glyoxal, and an ammonia source in hand, we then attempted to apply the cyclocondensation reaction to the formation of highly substituted imidazoles by replacing formaldehyde and glyoxal with other aldehydes and 1,2-diketones, respectively. At first, we attempted to synthesize 1,2-disubstituted imidazoles by using various aldehydes in the place of formaldehyde (Table 3, entries 1–6).

When **1a**, glyoxal (2.0 equiv), acetaldehyde (2.0 equiv), and ammonium acetate (2.0 equiv) were allowed to react with each other in methanol (method A), the target imidazole **4a** was obtained, as was expected, accompanying the formation of two kinds of by-products, **2a** and **11**, having no substituent at the C(2) and N(1) positions, respectively (Table 3, entry 1). Although such by-products **2a** and **11** were formed,

Table 3. Synthesis of 1,2-disubstituted and 1,4,5-trisubstituted imidazoles from (*S*)-2-amino-1-phenylethanol (**1a**) and (*S*)-valinol (**1d**)

		$ \begin{array}{c} \text{R}^3\text{CHO} \quad (\text{n equiv.}) \\ \text{R}^4\text{COCOR}^4 \quad (\text{n equiv.}) \\ \text{NH}_3 \text{ source} \quad (\text{n equiv.}) \\ \hline \text{MeOH, } 80^\circ\text{C (oil bath), 5 h} \end{array} $				
entry	1,2-amino alcohol	aldehyde	1,2-diketone	product-1	product-2	product-3
1, 2	1a : R ¹ = H, R ² = Ph	R ³ = CH ₃	R ⁴ = H	4a	2a	11
3	1a : R ¹ = H, R ² = Ph	R ³ = (CH ₂) ₂ Ph	R ⁴ = H	5a	2a	12
4	1a : R ¹ = H, R ² = Ph	R ³ = Ph	R ⁴ = H	6a	2a	13
5	1d : R ¹ = <i>i</i> Pr, R ² = Ph	R ³ = CH ₃	R ⁴ = H	4d	2d	11
6	1a : R ¹ = H, R ² = Ph	R ³ = H	R ⁴ = Me	7a	9a	14
7	1a : R ¹ = H, R ² = Ph	R ³ = H	R ⁴ = Ph	8a	10a	15
8	1d : R ¹ = <i>i</i> Pr, R ² = Ph	R ³ = H	R ⁴ = Ph	8d	10d	15

Entry	Method ^a	Ratio of the products ^b (prdc-1:prdc-2:prdc-3)	Yield ^c
1	A	1.00:0.31:0.17	50 (41)
2	B	1.00:0.77:0.18	29 (22)
3	A	1.00:0.58:0.65	51 (43)
4	A	1.00:0.50:0.58	48 (40)
5	A	1.00:1.10:0.69 1.00:0.16:0.60 ^d	27 (26) 34 (34) ^d
6	A	1.00:<0.01:<0.01	30 (30)
7 ^e	A	1.00:<0.01:<0.01	83 (83)
8 ^e	A	1.00:<0.01:0.07	85 (52)

^a Method A: *n*=2; NH₃ source, NH₄OAc. Method B: *n*=1; NH₃ source, NH₄Cl.^b Estimated by ¹H NMR.^c Yield based on ¹H NMR (in a parenthesis, isolated yield).^d Glyoxal (1.0 equiv) was used.^e Reaction time, 9 h.

the target 1,2-disubstituted imidazole **4a** was isolated by alumina column chromatography in moderate yield (50% yield by a ^1H NMR analysis, 41% isolated yield). The cyclocondensation was found to be tolerant to other aldehyde components; the reaction conditions optimized for the formation of **4a** were successfully applied to the reactions involving an aliphatic or aromatic aldehyde, such as 3-phenylpropanal or benzaldehyde, as the C(2) provider, and the corresponding 1,2-disubstituted imidazoles **5a** and **6a** were obtained in yields comparable to that of **4a** (entries 3 and 4).

The formation of **11–13** is reasonable, because all of the ring fragments for the formation of **11–13** (glyoxal, acetaldehyde, and ammonium acetate) were excessively used. On the other hand, the C(2) of **2a** was most likely provided by formaldehyde or its equivalent, which would be generated in situ from glyoxal under the reaction conditions; the primary amine **1a** should be consumed for the formation of **2a** to diminish the yield of **4a–6a**.¹⁶ The same side reaction could be considered to occur during the 1-substituted imidazole formation using formaldehyde (Tables 1 and 2) but might bring little effect on the yield of the target imidazole, because the side reaction afforded the same product. Noteworthy, the pH of the reaction mixture was again found to be an important factor to determine the yield and selectivity of the reaction; when ammonium chloride was used in the place of ammonium acetate, the ratio of the undesired **2a** considerably increased to lower the yield of **4a** (method B, entry 2).

The successful results described above prompted us to apply the cyclocondensation to the formation of 1,4,5-trisubstituted imidazoles, because several 4,5-diaryl-substituted imidazoles have been attracted recent attention as potent inhibitors of p38 MAP kinase.¹⁷ We therefore conducted the cyclocondensation reaction of a 1,2-diketone, ammonium acetate, formaldehyde, and **1a** under the conditions of the method A. To our delight, the reaction proceeded smoothly to afford the target 1,4,5-trisubstituted imidazoles **7a** and **8a** in moderate to good yields (Table 3, entries 6 and 7). Contrary to the case of the reactions using glyoxal, these 1,2-diketones did not act as imidazole C(2) providers; the formation of 1,2,4,5-tetrasubstituted imidazoles **9a** and **10a** was not observed. Furthermore, another kind of possible by-products, 4,5-disubstituted imidazoles (**14** and **15**) were not detected in both of the reactions of the 1,2-diketones.

For the synthetic method to prepare 1,2-disubstituted and 1,4,5-trisubstituted imidazoles thus established, the scope of the primary amine component was investigated. As a primary amine unit, (*S*)-valinol (**1d**) was used in the place of (*S*)-2-amino-1-phenylethanol (**1a**), because **1d** with a sterically congested amino group seemed to be suitable to evaluate the effect of the substituent neighboring an amino group on the efficiency of the reaction. In the cyclocondensation of **1d**, glyoxal (2.0 equiv), acetaldehyde (2.0 equiv), and ammonium acetate (2.0 equiv), the target 1,2-disubstituted imidazole **4d** was obtained, but considerable amounts of the by-products **2d** and **11** were generated to diminish the yield of **4d** (entry 5). The ratio of the by-product lacking a C(2) substituent significantly increased compared with the case of **1d** (entry 1 vs entry 5), most likely because the isopropyl group on **1d** brought an unfavorable effect on

the formation of the sterically crowded product possessing a C(2) substituent. However, by reducing the amount of glyoxal from 2.0 equiv to 1.0 equiv, the formation of the undesired by-product **2d** could be efficiently suppressed to improve the yield of **4d**. Contrary to the case of the synthesis of **4d**, the formation of a 1,4,5-trisubstituted imidazole was hardly influenced by a substituent on a primary amine unit; the cyclocondensation of **1d**, benzyl (2.0 equiv), formaldehyde (2.0 equiv), and ammonium acetate (2.0 equiv) proceeded smoothly, and only a small amount of **15** was afforded as a by-product. As a result, the yield of the target 1,4,5-trisubstituted imidazole **8d** was comparable to that of **8a** from **1a** (entry 8).

3. Conclusion

We developed a highly versatile method for the preparation of 1-substituted imidazoles by the cyclocondensation of glyoxal, ammonium acetate, formaldehyde, and a 1,2-amino alcohol. The choice of an ammonium source, which gives significant influence on the pH of the reaction mixture, was found to be an important factor to determine the efficiency and selectivity of the reaction. The protocol optimized here was applicable to the transformation of various enantiopure 1,2-amino alcohols, including sterically hindered 1,2-amino alcohols, to the corresponding enantiopure 1-substituted imidazoles with maintaining the enantiopurity. By this method, target imidazoles could be prepared in multi-gram scales and easily isolated in satisfactorily pure forms without resorting column chromatography. Furthermore, the procedure was successfully applied to the synthesis of 1,2-disubstituted and 1,4,5-trisubstituted imidazoles by the proper choice of an aldehyde and a 1,2-dicarbonyl compound. The synthetic procedure established here is expected to contribute to the development of enantiopure imidazole/imidazolium-based molecules, such as bioactive reagents, ionic liquids, NHC ligands, and NHC catalysts.

4. Experimental

4.1. General

^1H and ^{13}C NMR spectra were recorded on a Varian Mercury 300 operating at 300 and 75 MHz, respectively. IR spectra were recorded on a JASCO model FT/IR-480plus. High-resolution FABMS spectra were recorded on a JEOL JMS-HX110 spectrometer using 3-nitrobenzyl alcohol matrix. Melting points were determined on a Yamato MP-21.

4.2. Synthesis and characterization of imidazoles. General procedure

A methanol solution (6 mL) of aqueous glyoxal (40% w/v, 0.87 g, 6.0 mmol) or a 1,2-dicarbonyl compound (6.0 mmol), ammonium acetate (0.46 g, 6.0 mmol), aqueous formaldehyde (36% w/v, 0.50 g, 6.0 mmol) or an aldehyde (6.0 mmol), and a 1,2-amino alcohol (3.0 mmol) was refluxed for 5 h. Unless otherwise noted, the reaction mixture was treated as follows: The reaction mixture was concentrated under reduced pressure. The resultant residue was treated with 2 M aqueous KOH solution (100 mL) and extracted with CH_2Cl_2 (4 \times 100 mL). The combined organic

layers were dried over anhydrous Na_2SO_4 and concentrated under reduced pressure.

4.2.1. Imidazole 2a. Purified by silica gel (deactivated with 10 wt % water) column chromatography eluted with $\text{CH}_2\text{Cl}_2/\text{MeOH}$ (100:0–95:5, v/v). Mp 147.5–150.5 °C. $[\alpha]_D^{25} +45.3$ (c 1.2, MeOH). IR (KBr): 3120, 2891, 2850, 2788, 1636, 1601, 1513, 1449 cm^{-1} . ^1H NMR (CDCl_3): δ 4.04–4.17 (m, 2H), 4.93 (dd, $J_1=7.2$ Hz, $J_2=4.5$ Hz, 1H), 6.89 (s, 1H), 6.94 (s, 1H), 7.26–7.41 (m, 6H). ^{13}C NMR (CDCl_3): δ 54.27, 72.62, 119.60, 125.64, 127.51, 128.05, 128.11, 137.38, 141.55. HRMASS calcd for $[\text{M}+\text{H}]^+$ $\text{C}_{11}\text{H}_{13}\text{N}_2\text{O}$: 189.1028, found: 189.1021. Anal. Calcd for $\text{C}_{11}\text{H}_{12}\text{N}_2\text{O}$: C, 70.19; H, 6.43; N, 14.88. Found: C, 70.24; H, 6.60; N, 14.88.

Analytical chiral HPLC: column, CHIRALCEL OD-H (0.46×25 cm); eluent, hexane/2-propanol = 85:15, v/v; flow, 1.0 mL/min; (R) 21.1 min, (S) 23.7 min.

4.2.2. Imidazole 2b. Purified by silica gel column chromatography eluted with $\text{CH}_2\text{Cl}_2/\text{MeOH}$ (99:1–95:5, v/v). Mp 117.5–120.0 °C. $[\alpha]_D^{25} +25.9$ (c 1.3, MeOH). IR (KBr): 3148, 3108, 3033, 2958, 2925, 2859, 2652, 1984, 1961, 1882, 1812, 1685, 1601, 1583, 1495, 1460, 1451, 1410, 1371 cm^{-1} . ^1H NMR (CDCl_3): δ 4.13–4.25 (m, 2H), 5.27 (dd, $J_1=7.8$ Hz, $J_2=4.8$ Hz, 1H), 6.94–6.96 (m, 2H), 7.15–7.18 (m, 2H), 7.31–7.35 (m, 3H), 7.51 (s, 1H). ^{13}C NMR (CDCl_3): δ 63.81, 64.42, 118.77, 127.04, 128.48, 128.53, 129.04, 136.84, 137.53. HRMASS calcd for $[\text{M}+\text{H}]^+$ $\text{C}_{11}\text{H}_{13}\text{N}_2\text{O}$: 189.1028, found: 189.1024. Anal. Calcd for $\text{C}_{11}\text{H}_{12}\text{N}_2\text{O}$: C, 70.19; H, 6.43; N, 14.88. Found: C, 70.00; H, 6.58; N, 14.73.

Analytical chiral HPLC: column, CHIRALCEL OD-H (0.46×25 cm); eluent, hexane/2-propanol = 80:20, v/v; flow, 1.0 mL/min; (R) 9.5 min, (S) 12.7 min.

4.2.3. Imidazole 2c. Purified by silica gel (deactivated with 10 wt % water) column chromatography eluted with $\text{CH}_2\text{Cl}_2/\text{MeOH}$ (100:0–95:5, v/v) followed by crystallization from EtOAc. Mp 161.5–163.0 °C. $[\alpha]_D^{25} -37.6$ (c 2.1, MeOH). IR (KBr): 3098, 2933, 2841, 1971, 1904, 1832, 1709, 1685, 1636, 1602, 1586, 1508, 1493, 1451, 1397 cm^{-1} . ^1H NMR (CDCl_3): δ 5.23 (d, $J=6.9$ Hz, 1H), 5.41 (d, $J=6.9$ Hz, 1H), 6.89–6.90 (m, 2H), 7.14–7.18 (m, 2H), 7.26–7.31 (m, 5H), 7.34–7.38 (m, 4H). ^{13}C NMR (CDCl_3): δ 67.81, 75.14, 118.67, 126.50, 128.28, 128.49, 128.53, 128.62, 128.71, 136.15, 136.75, 141.10. HRMASS calcd for $[\text{M}+\text{H}]^+$ $\text{C}_{17}\text{H}_{17}\text{N}_2\text{O}$: 265.1341, found: 265.1359. Anal. Calcd for $\text{C}_{17}\text{H}_{16}\text{N}_2\text{O}$: C, 77.25; H, 6.10; N, 10.60. Found: C, 77.12; H, 6.12; N, 10.45.

4.2.4. Imidazole 2d. Purified by silica gel (deactivated with 10 wt % water) column chromatography eluted with $\text{CH}_2\text{Cl}_2/\text{MeOH}$ (99:1–97:3, v/v). Mp 106.5–111.5 °C. $[\alpha]_D^{25} -27.1$ (c 1.6, MeOH). IR (KBr): 3112, 3090, 2957, 2926, 2856, 2726, 1691, 1599, 1504, 1494 cm^{-1} . ^1H NMR (CDCl_3): δ 0.74 (d, $J=6.6$ Hz, 3H), 1.03 (d, $J=6.6$ Hz, 3H), 2.07–2.14 (m, 1H), 3.64–3.71 (m, 1H), 3.85–3.91 (m, 2H), 6.92 (m, 2H), 7.32 (s, 1H). ^{13}C NMR (CDCl_3): δ 19.31, 20.01, 30.01, 62.69, 67.09, 118.15, 128.26, 136.81. HRMASS calcd for $[\text{M}+\text{H}]^+$ $\text{C}_8\text{H}_{15}\text{N}_2\text{O}$: 154.1184,

found: 155.1186. Anal. Calcd for $\text{C}_8\text{H}_{14}\text{N}_2\text{O}$: C, 62.31; H, 9.15; N, 18.17. Found: C, 62.19; H, 9.32; N, 18.14.

Analytical chiral HPLC: column, CHIRALCEL OD-H (0.46×25 cm); eluent, hexane/2-propanol = 90:10, v/v; flow, 1.0 mL/min; (R) 18.0 min, (S) 32.4 min.

4.2.5. Imidazole 2e. Purified by silica gel (deactivated with 10 wt % water) column chromatography eluted with $\text{CH}_2\text{Cl}_2/\text{MeOH}$ (99:1–95:5, v/v). Mp 86.0–87.5 °C. $[\alpha]_D^{25} -114.7$ (c 1.1, MeOH). IR (KBr): 3157, 3113, 2962, 2933, 2833, 1963, 1886, 1653, 1604, 1590, 1505 cm^{-1} . ^1H NMR (CDCl_3): δ 2.99 (dd, $J_1=13.8$ Hz, $J_2=8.4$ Hz, 1H), 3.15 (dd, $J_1=13.8$ Hz, $J_2=6.5$ Hz, 1H), 3.83–3.85 (m, 2H), 4.21–4.26 (m, 1H), 6.89–6.91 (m, 2H), 7.00–7.03 (m, 2H), 7.19–7.27 (m, 4H). ^{13}C NMR (CDCl_3): δ 38.41, 62.26, 64.21, 117.61, 126.99, 128.59, 128.76, 128.90, 136.47, 137.10. HRMASS calcd for $[\text{M}+\text{H}]^+$ $\text{C}_{12}\text{H}_{15}\text{N}_2\text{O}$: 203.1184, found: 203.1182. Anal. Calcd for $\text{C}_{12}\text{H}_{14}\text{N}_2\text{O}$: C, 71.26; H, 6.98; N, 13.85. Found: C, 71.27; H, 7.20; N, 13.81.

Analytical chiral HPLC: column, CHIRALCEL OD-H (0.46×25 cm); eluent, hexane/2-propanol = 90:10, v/v; flow, 1.0 mL/min; (R) 24.5 min, (S) 37.2 min.

4.2.6. Imidazole 2f. The reaction mixture was concentrated under reduced pressure. The resultant residue was dissolved in water (6 mL), and the aqueous solution was neutralized by the addition of solid NaHCO_3 until the pH reached at 7.0–8.0. The resultant mixture was extracted with 1-butanol (6×2 mL), and the organic layers combined were washed with brine (6 mL). The organic solution was concentrated under reduced pressure, and the resultant residue was subjected to silica gel (deactivated with 10 wt % water) column chromatography eluted with $\text{CH}_2\text{Cl}_2/\text{MeOH}$ (90:10, v/v). The separated product was crystallized from $\text{CHCl}_3/\text{MeOH}$ to give **2f**. Mp 175.5–180.5 °C. $[\alpha]_D^{25} -133.2$ (c 1.1, MeOH). IR (KBr): 3142, 3124, 3023, 2931, 2806, 2677, 1614, 1593, 1515, 1504, 1454, 1386, 1373, 1234 cm^{-1} . ^1H NMR (CD_3OD): δ 2.89 (dd, $J_1=14.2$ Hz, $J_2=9.3$ Hz, 1H), 3.06 (dd, $J_1=14.2$ Hz, $J_2=5.7$ Hz, 1H), 3.77–3.85 (m, 2H), 4.25–4.34 (m, 1H), 6.59–6.64 (m, 2H), 6.82–6.87 (m, 2H), 6.92 (m, 1H), 7.16 (m, 1H), 7.47 (s, 1H). ^{13}C NMR (CD_3OD): δ 39.27, 64.36, 65.79, 117.08, 119.85, 129.57, 130.27, 131.76, 139.00, 158.09. HRMASS calcd for $[\text{M}+\text{H}]^+$ $\text{C}_{12}\text{H}_{15}\text{N}_2\text{O}_2$: 219.1134, found: 219.1139. Anal. Calcd for $\text{C}_{12}\text{H}_{14}\text{N}_2\text{O}_2$: C, 66.04; H, 6.47; N, 12.84. Found: C, 65.87; H, 6.45; N, 12.58.

4.2.7. Imidazole 2g. Purified by silica gel (deactivated with 10 wt % water) column chromatography eluted with $\text{CH}_2\text{Cl}_2/\text{MeOH}$ (99:1–95:5, v/v) followed by Kugelrohr distillation (3 mmHg, 160 °C). Colorless oil. IR (NaCl): 3111, 3028, 2928, 1672, 1604, 1508, 1455 cm^{-1} . ^1H NMR (CD_3OD): δ 3.04 (t, $J=7.2$ Hz, 2H), 4.16 (t, $J=7.2$ Hz, 2H), 6.83 (m, 1H), 7.02–7.07 (m, 3H), 7.24–7.32 (m, 4H). ^{13}C NMR (CD_3OD): δ 38.14, 48.80, 119.06, 127.28, 128.89, 129.06, 129.69, 137.38, 137.74. HRMASS calcd for $[\text{M}+\text{H}]^+$ $\text{C}_{11}\text{H}_{13}\text{N}_2$: 173.1078, found: 173.1072.

4.2.8. Imidazole 4a. Purified by alumina column chromatography eluted with hexane/ CH_2Cl_2 (33:67–0:100, v/v). Mp 145.5–150.0 °C. $[\alpha]_D^{25} +23.6$ (c 1.2, MeOH). IR (KBr):

3111, 2846, 1654, 1532, 1505, 1436 cm^{-1} . ^1H NMR (CDCl_3): δ 2.12 (s, 3H), 3.98–4.01 (m, 2H), 4.90 (t, $J=5.9$ Hz, 1H), 6.72 (d, $J=1.4$ Hz, 1H), 6.81 (d, $J=1.4$ Hz, 1H), 7.26–7.37 (m, 5H). ^{13}C NMR (CDCl_3): δ 12.79, 53.80, 73.33, 120.00, 125.99, 126.49, 128.21, 128.72, 141.59, 145.20. HRMASS calcd for $[\text{M}+\text{H}]^+ \text{C}_{12}\text{H}_{15}\text{N}_2\text{O}$: 203.1184, found: 203.1180. Anal. Calcd for $\text{C}_{12}\text{H}_{14}\text{N}_2\text{O} \cdot 1/6\text{H}_2\text{O}$: C, 70.21; H, 6.99; N, 13.65. Found: C, 70.08; H, 6.97; N, 13.15.

4.2.9. Imidazole 4d. Purified by alumina column chromatography eluted with hexane/ CH_2Cl_2 /MeOH (25:75:0–0:99:1, v/v/v). Viscous oil. $[\alpha]_D^{25} -20.4$ (c 3.3, MeOH). IR (NaCl): 3156, 2963, 1529, 1498, 1421, 1278, 1147, 1083, 1028, 990, 747, 680 cm^{-1} . ^1H NMR (CDCl_3): δ 0.73 (d, $J=6.6$ Hz, 3H), 1.06 (d, $J=6.6$ Hz, 3H), 1.96–2.08 (m, 1H), 2.35 (s, 3H), 3.68–3.75 (m, 1H), 3.79–3.85 (m, 1H), 3.93–3.97 (m, 1H), 6.83 (d, $J=1.5$ Hz, 1H), 6.85 (d, $J=1.5$ Hz, 1H). ^{13}C NMR (CDCl_3): δ 13.7, 19.9, 20.3, 30.7, 63.4, 65.2, 116.0, 127.3, 145.7. HRMASS calcd for $[\text{M}+\text{H}]^+ \text{C}_9\text{H}_{17}\text{N}_2\text{O}$: 169.1341, found: 169.1341.

4.2.10. Imidazole 5a. Purified by alumina column chromatography eluted with hexane/ CH_2Cl_2 /MeOH (33:67:0–0:98:2, v/v/v). Viscous oil. $[\alpha]_D^{25} +11.7$ (c 1.0, MeOH). IR (KBr): 3061, 3027, 2931, 1952, 1881, 1811, 1671, 1603, 1528, 1493, 1453 cm^{-1} . ^1H NMR (CDCl_3): δ 2.71–2.77 (m, 2H), 2.98 (t, $J=7.8$ Hz, 2H), 3.87–3.90 (m, 2H), 4.76 (t, $J=5.9$ Hz, 2H), 6.84 (d, $J=1.4$ Hz, 1H), 6.91 (d, $J=1.4$ Hz, 1H), 7.09–7.12 (m, 2H), 7.16–7.37 (m, 9H). ^{13}C NMR (CDCl_3): δ 28.38, 34.18, 53.14, 72.91, 119.97, 125.90, 126.12, 126.27, 127.95, 128.36, 128.39, 128.51, 141.15, 141.87, 147.75. HRMASS calcd for $[\text{M}+\text{H}]^+ \text{C}_{19}\text{H}_{21}\text{N}_2\text{O}$: 293.1654, found: 293.1659.

4.2.11. Imidazole 6a. Purified by alumina column chromatography eluted with hexane/ CH_2Cl_2 /MeOH (33:67:0–0:99:1, v/v/v). Mp 152.5–153.5 $^\circ\text{C}$. $[\alpha]_D^{25} -3.6$ (c 1.0, MeOH). IR (KBr): 3121, 3061, 3031, 2933, 2885, 2835, 2760, 1957, 1896, 1820, 1604, 1577, 1537, 1508, 1492, 1474, 1447, 1425 cm^{-1} . ^1H NMR (CDCl_3): δ 4.15 (d, $J=6.0$ Hz, 2H), 4.86 (t, $J=6.0$ Hz, 1H), 7.01 (d, $J=1.4$ Hz, 1H), 7.08 (d, $J=1.4$ Hz, 1H), 7.14–7.17 (m, 2H), 7.26–7.29 (m, 3H), 7.35–7.43 (m, 5H). ^{13}C NMR (CDCl_3): δ 53.89, 73.33, 121.55, 125.88, 127.87, 128.13, 128.48, 128.64, 128.80, 129.28, 130.46, 144.40, 148.04. HRMASS calcd for $[\text{M}+\text{H}]^+ \text{C}_{17}\text{H}_{17}\text{N}_2\text{O}$: 265.1341, found: 265.1341. Anal. Calcd for $\text{C}_{17}\text{H}_{16}\text{N}_2\text{O} \cdot \text{H}_2\text{O}$: C, 72.26; H, 6.38; N, 9.92. Found: C, 72.91; H, 5.95; N, 9.91.

4.2.12. Imidazole 7a. Purified by silica gel (deactivated with 10 wt % water) column chromatography eluted with CH_2Cl_2 /MeOH (100:0–90:10, v/v) followed by aluminum column chromatography eluted with hexane/ CH_2Cl_2 /MeOH (33:67:0–0:98:2, v/v/v). Mp 152.0–156.5 $^\circ\text{C}$. $[\alpha]_D^{25} +22.9$ (c 1.1, MeOH). IR (KBr): 3119, 3084, 3061, 2977, 2920, 2863, 2789, 2710, 1948, 1877, 1800, 1699, 1653, 1598, 1558, 1541, 1506, 1496, 1451, 1386, 1344 cm^{-1} . ^1H NMR (CDCl_3): δ 2.00 (s, 3H), 2.09 (s, 3H), 3.83–3.99 (m, 2H), 4.87 (dd, $J_1=8.4$ Hz, $J_2=3.5$ Hz, 1H), 7.28–7.42 (m, 5H). ^{13}C NMR (CDCl_3): δ 8.82, 12.82, 53.67, 72.78, 121.89, 126.19, 128.25, 128.93, 133.14, 136.13, 141.75. HRMASS calcd for $[\text{M}+\text{H}]^+ \text{C}_{13}\text{H}_{17}\text{N}_2\text{O}$: 217.1341, found:

217.1364. Anal. Calcd for $\text{C}_{13}\text{H}_{16}\text{N}_2\text{O} \cdot 1/4\text{H}_2\text{O}$: C, 70.66; H, 7.47; N, 12.68. Found: C, 70.84; H, 7.48; N, 12.54.

4.2.13. Imidazole 8a. Purified by silica gel (deactivated with 10 wt % water) column chromatography eluted with CH_2Cl_2 /MeOH (100:0–95:5, v/v). Mp 223.0–223.5 $^\circ\text{C}$. $[\alpha]_D^{25} +63.2$ (c 1.2, CHCl_3). IR (KBr): 3117, 3060, 2892, 2847, 2722, 1952, 1896, 1643, 1603, 1508, 1496, 1480, 1444 cm^{-1} . ^1H NMR (CDCl_3): δ 3.58 (dd, $J_1=14.1$ Hz, $J_2=2.2$ Hz, 1H), 3.74 (dd, $J_1=14.1$ Hz, $J_2=9.6$ Hz, 1H), 4.63 (dd, $J_1=9.6$ Hz, $J_2=2.2$ Hz, 1H), 6.67 (d, $J=6.9$ Hz, 2H), 7.10–7.14 (m, 2H), 7.18–7.42 (m, 11H), 7.81 (s, 1H). ^{13}C NMR (CDCl_3): δ 54.04, 72.48, 125.99, 126.76, 127.01, 128.02, 128.27, 128.77, 128.86, 129.08, 130.48, 131.70, 134.87, 137.35, 138.32, 141.63, 144.75. HRMASS calcd for $[\text{M}+\text{H}]^+ \text{C}_{23}\text{H}_{31}\text{N}_2\text{O}$: 341.1654, found: 341.1658. Anal. Calcd for $\text{C}_{23}\text{H}_{30}\text{N}_2\text{O}$: C, 81.15; H, 5.92; N, 8.23. Found: C, 81.00; H, 6.06; N, 8.08.

4.2.14. Imidazole 8d. Purified by silica gel (deactivated with 10 wt % water) column chromatography eluted with CH_2Cl_2 /MeOH (100:0–99:1, v/v). Mp 161.0–163.0 $^\circ\text{C}$. $[\alpha]_D^{25} -55.9$ (c 1.8, MeOH). IR (KBr): 3127, 2964, 1894, 1820, 1773, 1602, 1506 cm^{-1} . ^1H NMR (CD_3OD): δ 0.75 (d, $J=6.6$ Hz, 3H), 0.95 (d, $J=6.6$ Hz, 3H), 2.17–2.29 (m, 1H), 3.56–3.63 (m, 1H), 3.85 (dd, $J_1=11.7$ Hz, $J_2=3.3$ Hz, 1H), 3.97 (dd, $J_1=11.7$ Hz, $J_2=6.6$ Hz, 1H), 7.12–7.22 (m, 3H), 7.30–7.39 (m, 4H), 7.45–7.54 (m, 3H). ^{13}C NMR (CDCl_3): δ 20.95, 32.56, 64.22, 65.76, 128.34, 128.89, 129.93, 130.84, 130.95, 132.23, 132.83, 133.77, 136.49, 137.64, 138.88. HRMASS calcd for $[\text{M}+\text{H}]^+ \text{C}_{20}\text{H}_{23}\text{N}_2\text{O}$: 307.1810, found: 307.1806. Anal. Calcd for $\text{C}_{20}\text{H}_{22}\text{N}_2\text{O}$: C, 78.40; H, 7.24; N, 9.14. Found: C, 78.27; H, 7.34; N, 8.97.

Acknowledgements

A part of this work was financially supported by a Grants-in-Aid for Young Scientists (No. 14750674) from the Ministry of Education, Culture, Sports, Sciences and Technology, and Japan Interaction in Science and Technology Forum.

References and notes

- (a) Townsend, L. B. *Chem. Rev.* **1967**, 67, 533–563; (b) Liebscher, J.; Pätzelt, M. *Synlett* **1994**, 471–478; (c) Heightman, T. D.; Vasella, A. T. *Angew. Chem., Int. Ed.* **1999**, 38, 750–770; (d) Zhong, J. *Nat. Prod. Rep.* **2005**, 22, 196–229.
- (a) Maier, T.; Schmierer, R.; Bauer, K.; Bieringer, H.; Buerstell, H.; Sachse, B. DE 3217094A1, 1983; (b) Maier, T.; Schmierer, R.; Bauer, K.; Bieringer, H.; Buerstell, H.; Sachse, B. CA 1201716A1, 1986; (c) Maier, T.; Schmierer, R.; Bauer, K.; Bieringer, H.; Buerstell, H.; Sachse, B. U.S. Patent 4,820,335A, 1989.
- (a) Heeres, J.; Backx, L. J. J.; Mostmans, J. H.; Van Cutsem, J. *J. Med. Chem.* **1979**, 22, 1003–1005; (b) Dyer, R. L.; Ellames, G. J.; Hamill, B. J.; Manley, P. W.; Pope, A. M. S. *J. Med. Chem.* **1983**, 26, 442–445; (c) Lo, Y. S.; Nolan, J. C.; Maren, T. H.; Welstead, W. J., Jr.; Gripshover, D. F.; Shamblee, D. A. *J. Med. Chem.* **1992**, 35, 4790–4794; (d) Lednicer, D. *Drugs Based on Five-Membered Heterocycles*. In *Strategies*

- for *Organic Drug Synthesis and Design*; Wiley: New York, NY, 1998; Chapter 8, pp 185–241; (e) Adams, J. L.; Boehm, J. C.; Gallagher, T. F.; Kassis, S.; Webb, E. F.; Hall, R.; Sorenson, M.; Garigipati, R.; Griswold, D. E.; Lee, J. C. *Bioorg. Med. Chem. Lett.* **2001**, *11*, 2867–2870.
4. For the synthesis and application of ionic liquids based on imidazolium salts, see: (a) Welton, T. *Chem. Rev.* **1999**, *99*, 2071–2083; (b) Wasserscheid, P.; Keim, W. *Angew. Chem., Int. Ed.* **2000**, *39*, 3772–3789; (c) Sheldon, R. *Chem. Commun.* **2001**, 2399–2407; (d) Wasserscheid, P.; Welton, T. *Ionic Liquids in Synthesis*; Wiley: New York, NY, 2003.
5. For the synthesis and application of *N*-heterocyclic carbenes derived from imidazolium salts, see: (a) Herrmann, W. A. *Angew. Chem., Int. Ed.* **2002**, *41*, 1290–1309; (b) César, V.; Bellemin-Laponnaz, S.; Gade, L. H. *Chem. Soc. Rev.* **2004**, *33*, 619–636; (c) Nair, V.; Bindu, S.; Sreekumar, V. *Angew. Chem., Int. Ed.* **2004**, *43*, 5130–5135.
6. (a) Wasserscheid, P.; Bösmann, A.; Bolm, C. *Chem. Commun.* **2002**, 200–201; (b) Levillain, J.; Dubant, G.; Abrunhosa, I.; Gulea, M.; Gaumont, A.-C. *Chem. Commun.* **2003**, 2914–2915; (c) Clavier, H.; Boulanger, L.; Audic, N.; Toupet, L.; Mauduit, M.; Guillemin, J.-C. *Chem. Commun.* **2004**, 1224–1225; (d) Ding, J.; Welton, T.; Armstrong, D. W. *Anal. Chem.* **2004**, *76*, 6819–6822.
7. (a) Suzuki, Y.; Yamauchi, K.; Muramatsu, K.; Sato, M. *Chem. Commun.* **2004**, 2770–2771; (b) Ding, J.; Desikan, V.; Han, X.; Xiao, T. L.; Ding, R.; Jenks, W. S.; Armstrong, D. W. *Org. Lett.* **2005**, *7*, 335–337; (c) Chan, A.; Scheidt, K. A. *Org. Lett.* **2005**, *7*, 905–908; (d) Kano, T.; Sasaki, K.; Maruoka, K. *Org. Lett.* **2005**, *7*, 1347–1349; (e) Wang, Z.; Wang, Q.; Zhang, Y.; Bao, W. *Tetrahedron Lett.* **2005**, *46*, 4657–4660.
8. Selected examples of the synthesis of optically active 1-substituted imidazoles by the alkylation method, see: (a) Effenberger, F.; Burkard, U.; Willfahrt, J. *Liebigs Ann. Chem.* **1986**, 314–333; (b) Marchetti, P.; D'Angeli, F.; Bertolasi, V. *Tetrahedron: Asymmetry* **1997**, *8*, 3837–3842; (c) Alves, M. J.; Fortes, A. G.; Gonçalves, L. F. *Tetrahedron Lett.* **2003**, *44*, 6277–6279; (d) Arnold, L. P.; Rodden, M.; Davis, M. K.; Scarisbrick, C. A.; Blake, J. A.; Wilson, C. *Chem. Commun.* **2004**, 1612–1613; (e) Mulvihill, M. J.; Cesario, C.; Smith, V.; Beck, P.; Nigro, A. J. *Org. Chem.* **2004**, *69*, 5124–5127; (f) Kim, E. J.; Ko, S. Y.; Dziadulewicz, E. K. *Tetrahedron Lett.* **2005**, *46*, 631–633.
9. (a) Gridnev, A. A.; Mihaltseva, I. M. *Synth. Commun.* **1994**, *24*, 1547–1555; (b) Liu, J.; Chen, J.; Zhao, J.; Zhao, Y.; Li, L.; Zhang, H. *Synthesis* **2003**, *17*, 2661–2666; (c) Ketz, B. E.; Cole, A. P.; Waymouth, R. M. *Organometallics* **2004**, *23*, 2835–2837; (e) Kleemann, H.-W.; Lang, H.-J.; Schwark, J.-R.; Weichert, A.; Scholz, W.; Albus, U. DE 4325822A1, 1995; (f) Arduengo, A. J. III; Gentry, F. T. Jr.; Taverkere, P. K.; Simmons, H. E. III. U.S. Patent 6,177,575B1, 2001; (g) Katsuura, A.; Washio, N. Jpn. Kokai Tokkyo Koho 2005200305, 2005.
10. For selected examples of the synthesis of optically active 1-substituted imidazoles by the cyclocondensation method, see: (a) Perry, M. C.; Cui, X.; Powell, M. T.; Hou, D.-R.; Reibenspies, J. H.; Burgess, K. *J. Am. Chem. Soc.* **2003**, *125*, 113–123; (b) Bao, W.; Wang, Z.; Li, Y. *J. Org. Chem.* **2003**, *68*, 591–593; (c) Beccalli, E.; Broggini, G.; Contini, A.; Marchi, I. D.; Zecchi, G.; Zoni, C. *Tetrahedron: Asymmetry* **2004**, *15*, 3181–3187; (d) Chianese, A. R.; Crabtree, R. H. *Organometallics* **2005**, *24*, 4432–4436.
11. (a) Ishida, Y.; Miyauchi, H.; Saigo, K. *Chem. Commun.* **2002**, 2240–2241; (b) Ishida, Y.; Sasaki, D.; Miyauchi, H.; Saigo, K. *Tetrahedron Lett.* **2004**, *45*, 9455–9459; (c) Ishida, Y.; Miyauchi, H.; Saigo, K. *Heterocycles* **2005**, *66*, 263–273.
12. (a) Platt, L. K.; Frank, H.; Oesch, F. *J. Chem. Soc., Perkin Trans. 1* **1989**, 2229–2233; (b) Mecca, T.; Superchi, S.; Giorgio, E.; Rosini, C. *Tetrahedron: Asymmetry* **2001**, *12*, 1225–1233.
13. For examples of the decomposition of imidazolium-based ionic liquids via a carbene formation, see Ref. 5c and references cited therein.
14. (a) Carpenter, A. J.; Chadwick, D. J.; Ngochindo, R. I. *J. Chem. Res., Synop.* **1983**, 196–197; (b) Chadwick, D. J.; Ngochindo, R. I. *J. Chem. Soc., Perkin Trans. 1* **1984**, 481–486.
15. (a) Balalaie, S.; Arabanian, A. *Green Chem.* **2000**, *2*, 274–276; (b) Ustyatinsky, A. Y.; Khmel'nitsky, Y. L. *Tetrahedron Lett.* **2000**, *41*, 5031–5034; (c) Mataka, S.; Hatta, T. PTC Int. Appl. 2005085208, 2005.
16. For the formation of the by-products possessing an unexpected C(2) substituent, the most plausible reaction course is as follows; (1) the NH₃-promoted scission of 2-carbonylated aldehydes to generate aldehydes or acylamides and (2) subsequent cyclocondensation involving the aldehydes/acylamides. See: Grimmett, K. R. Imidazoles and their Benzo Derivatives: (iii) Synthesis and Applications. In *Comprehensive Heterocyclic Chemistry: The Structure, Reactions, Synthesis, and Uses of Heterocyclic Compounds*; Katritzky, A. R., Ed.; Pergamon: Oxford, 1984; Vol. 5, Chapter 4.08, pp 457–498.
17. Lee, J. C.; Laydon, J. T.; McDonnell, P. C.; Gallagher, T. F.; Kumar, S.; Green, D.; McNulty, D.; Blumenthal, M. J.; Heys, J. R.; Landvatter, S. W.; Strickler, J. E.; McLaughlin, M. M.; Siemens, I. R.; Fisher, S. M.; Livi, G. P.; White, J. R.; Adams, J. L.; Young, P. R. *Nature* **1994**, *372*, 739–746.